

SRT Individual Report for APEC 1101 001 Principles of Microeconomics (SongYi Paik) - Summer 2022

Project Title: **Student Rating of Teaching - Summer 2022**

Courses Audience: **10**
Responses Received: **10**
Response Ratio: **100%**

Report Comments

Office of Measurement Services
Phone: 612.626.0006
Fax: 612.624.1336
879 29th Ave. S.E. Room 103
Minneapolis, MN 55414
<http://oms.umn.edu>
eval@umn.edu

©2021 Regents of the University of Minnesota. All rights reserved.
The University of Minnesota is an equal opportunity educator and employer.

Creation Date: **Wednesday, August 17, 2022**

blue®

Message from the Vice Provost for Faculty and Academic Affairs

The University is committed to monitoring and improving students' educational experiences. Student Ratings of Teaching (SRT) help to ensure that the student voice is present in fulfilling this mission. We encourage all instructors to incorporate student feedback into your ongoing efforts to improve your teaching and your courses.

How SRT Results may be Used

Evaluations of teaching provide information intended to help improve teaching, and may also be available to assist students in course selection and/or to inform administrative decisions on salary, tenure, and promotion. Specific use of SRT results may vary by campus and/or college as described in relevant university or unit policies.

Resources for Improving Instruction

Tools and tips for improving course instruction can be found on the OMS website (oms.umn.edu/srt), under the faculty section.

Among the available resources is a guide for connecting your teaching practices with the SRT. This guide was created by the Center for Educational Innovation (cei.umn.edu) and provides suggestions for improving instructional practices in relation to SRT items.

About this Report


This report contains all ratings provided by the students in your courses who submitted SRT responses. Mean (average) scores are reported as well as the frequency of how often each response was given for each item. Results are provided in the following order:

1. Score graph and frequency graphs for instructor items
2. Score graph and frequency graphs for course items
3. Comments regarding instructor
4. Comments regarding course


For additional information about evaluation of teaching, please reference the Evaluation of Teaching policy for your campus. The policy for Twin Cities, Crookston, Morris, and Rochester can be found here: <http://policy.umn.edu/education/teachingevaluation>.

Sincerely,
Rebecca Ropers
Vice Provost for Faculty and Academic Affairs


Instructor Items Overall



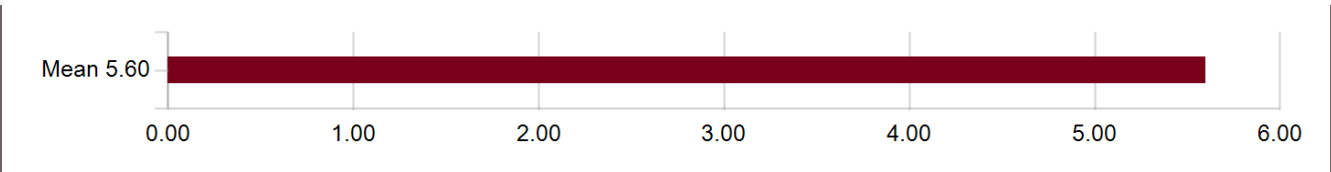
1. The instructor was well prepared for class.



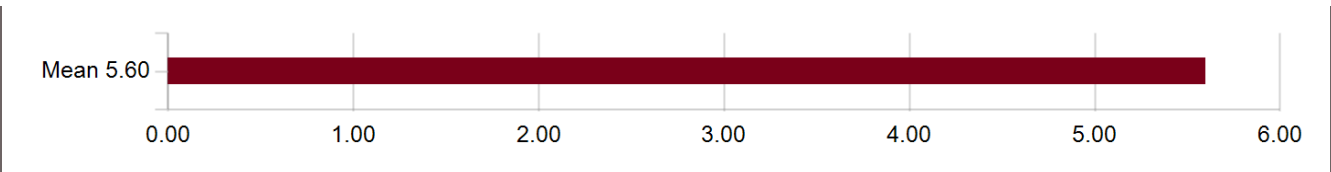
2. The instructor presented the subject matter clearly.




3. Interactions with the instructor helped me learn.



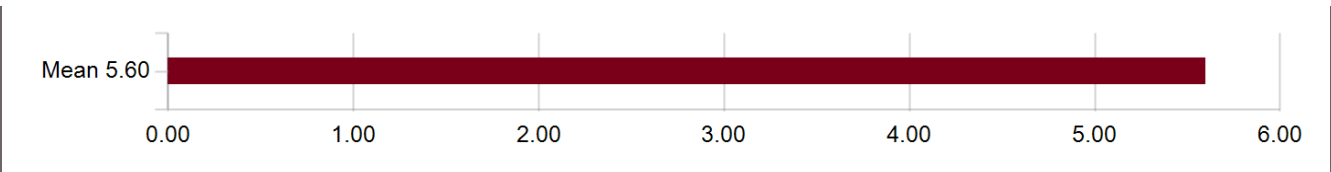
4. The instructor treated me with respect.



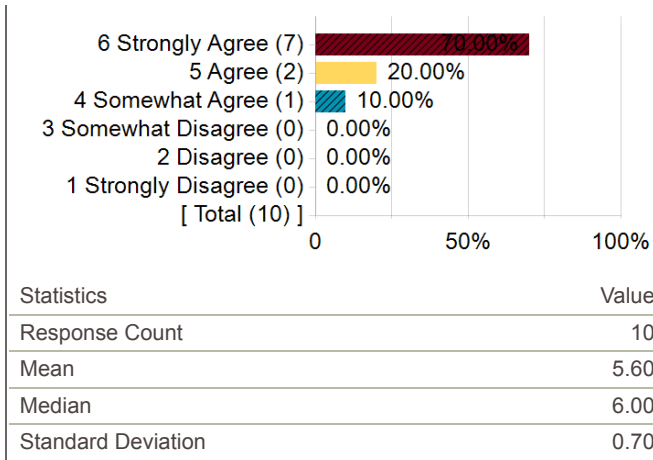
5. The instructor provided feedback intended to improve my course performance.



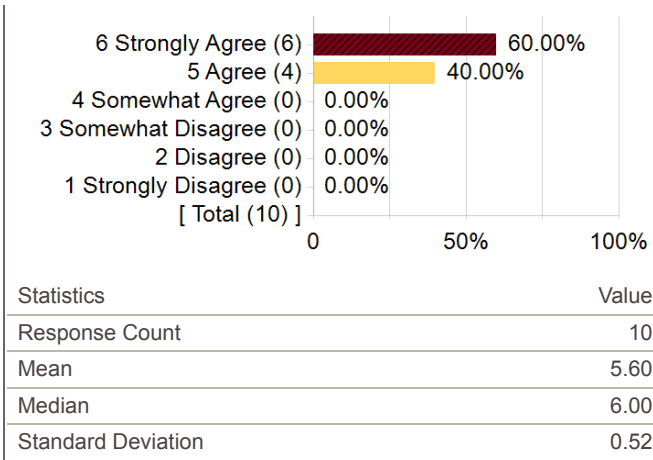
6. I would recommend this instructor to other students.




1. The instructor was well prepared for class.



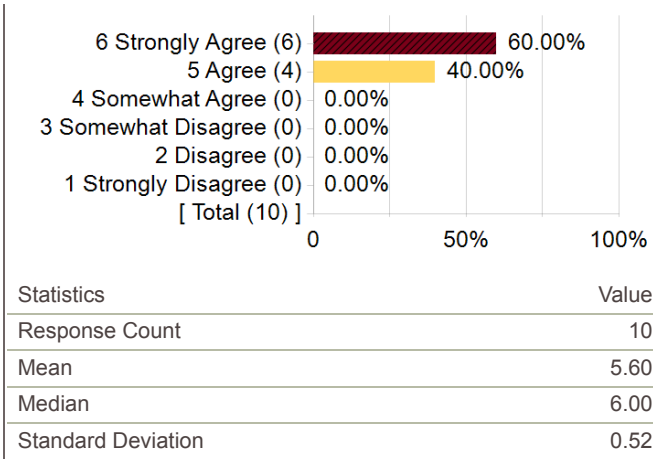
2. The instructor presented the subject matter clearly.



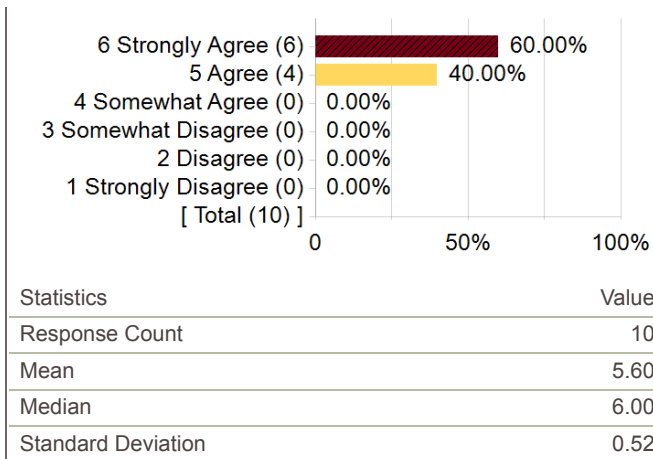
3. Interactions with the instructor helped me learn.



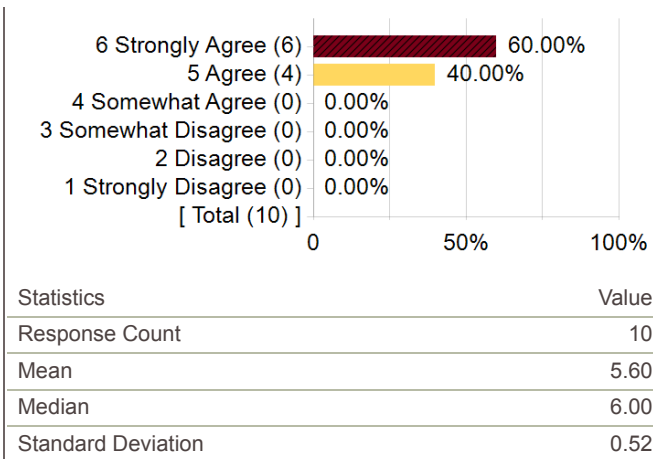
4. The instructor treated me with respect.




5. The instructor provided feedback intended to improve my course performance.




6. I would recommend this instructor to other students.




Course Items Overall



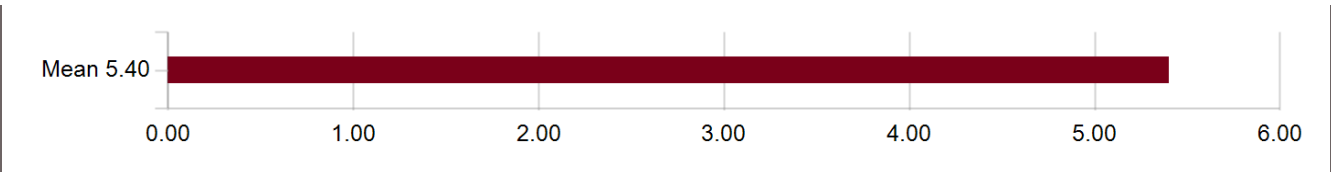
1. I have a deeper understanding of the subject matter as a result of this course.



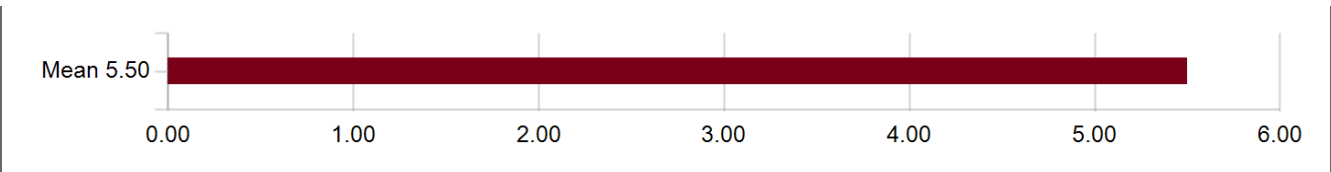
2. My interest in the subject matter was stimulated by this course.



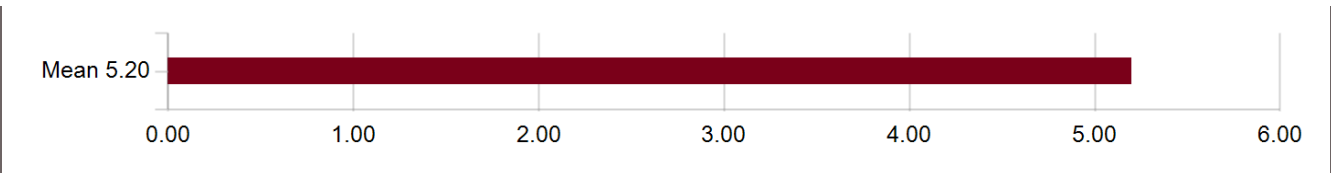
3. Instructional technology employed in this course was effective.



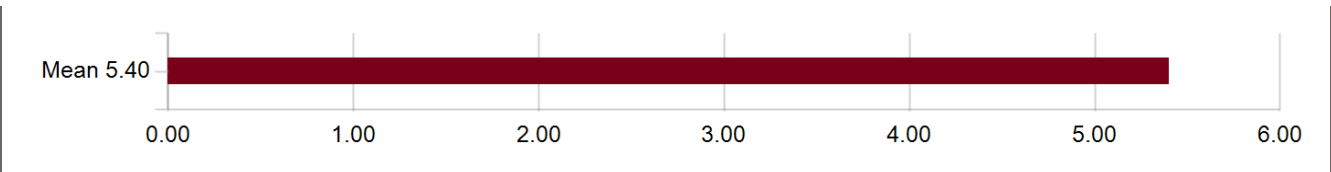
4. The activities in this course supported my learning.



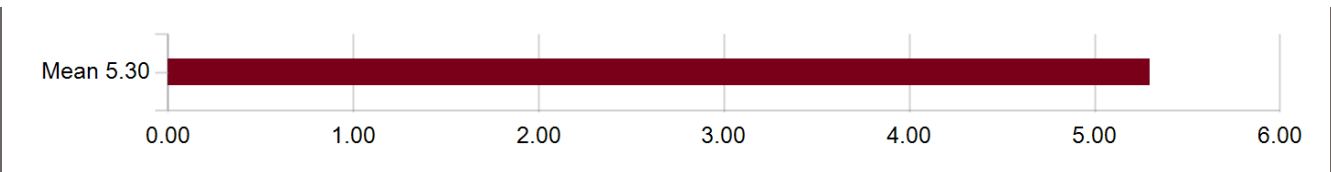
5. The amount of effort needed to be successful in this course is reasonable.



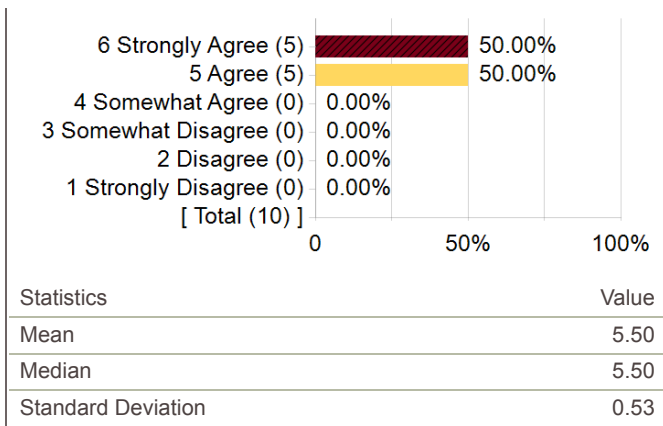
6. The grading standards for this course were clear.



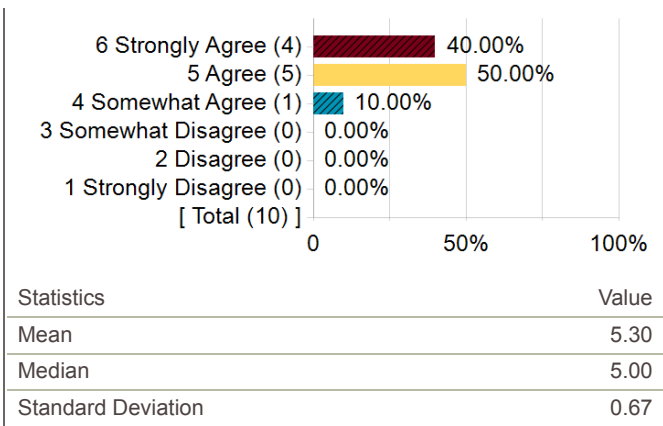
7. I would recommend this course to other students.



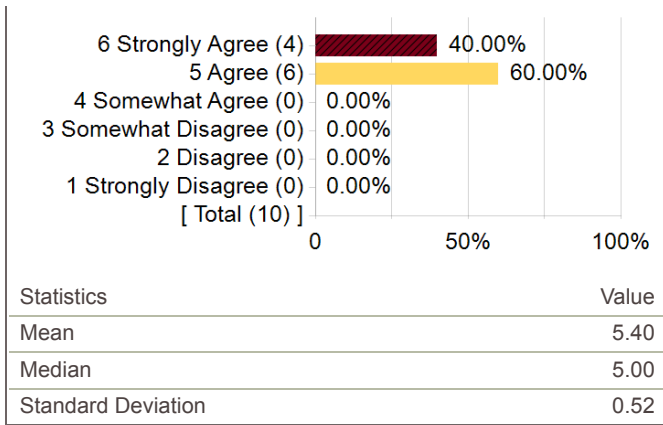
1. I have a deeper understanding of the subject matter as a result of this course.



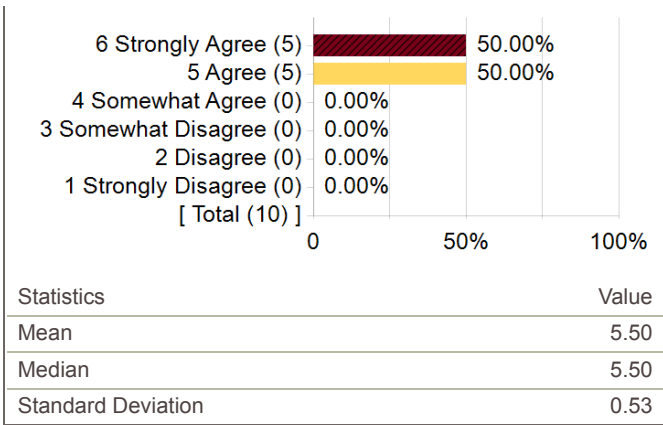
2. My interest in the subject matter was stimulated by this course.



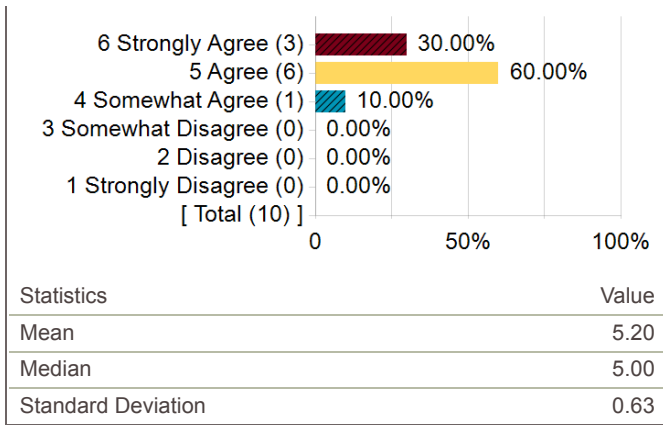
3. Instructional technology employed in this course was effective.



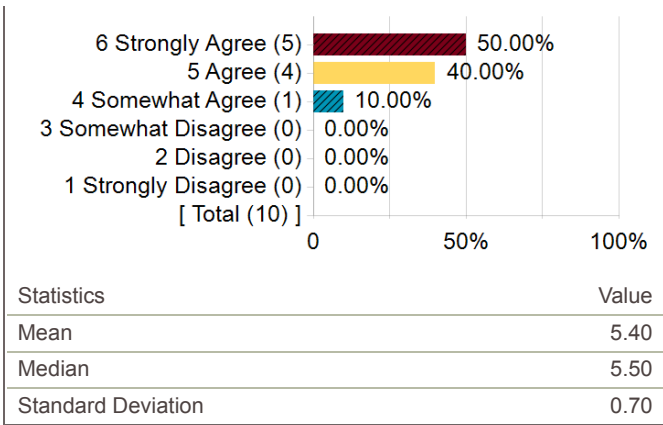
4. The activities in this course supported my learning.



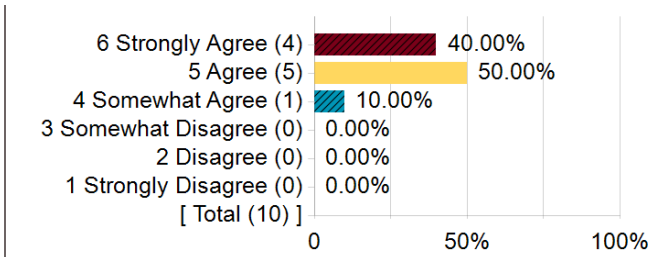
5. The amount of effort needed to be successful in this course is reasonable.



6. The grading standards for this course were clear.



7. I would recommend this course to other students.



Statistics	Value
Mean	5.30
Median	5.00
Standard Deviation	0.67

What did the instructor do that most helped your learning?

Comments
slow down the process for this class because of how advanced some of the material was for some
by teaching me the true meaning of econ
She made sure she helped us when we needed it.
Answering concerns and reexplaining
Helped me when needed
review
I liked how we would have class group talk and games to help us relate to the content
good at teaching and very good at helping when needed
Communicated well
Gave important and clear feedback and also had in class assignments to help retain what was learned in class.

What suggestions do you have for improving the course?

Comments
none
i have nothing
Shes doing a great job
Using a specific number instead of letters for graph examples and using more real life examples
Make the explanations more clear
more time to complete ice's
nothing really
I have no suggestions!
N/a
I think that providing more opportunities to win against another student or group of students will help the drive to learn the information.